

Specifications

Electrical Ratings	switch : 25mA @ 24VDC carry : 100mA @ 24VDC
Electrical Life	2,000 cycles typical
Contact Resistance	≤ 25mΩ initial
Actuation Force	800gF maximum
Actuator Travel	2.0mm

Dielectric Strength	500Vrms min
Insulation Resistance	>100MΩ min
Operating Temperature	-40°C to 85°C
Storage Temperature	-40°C to 85°C

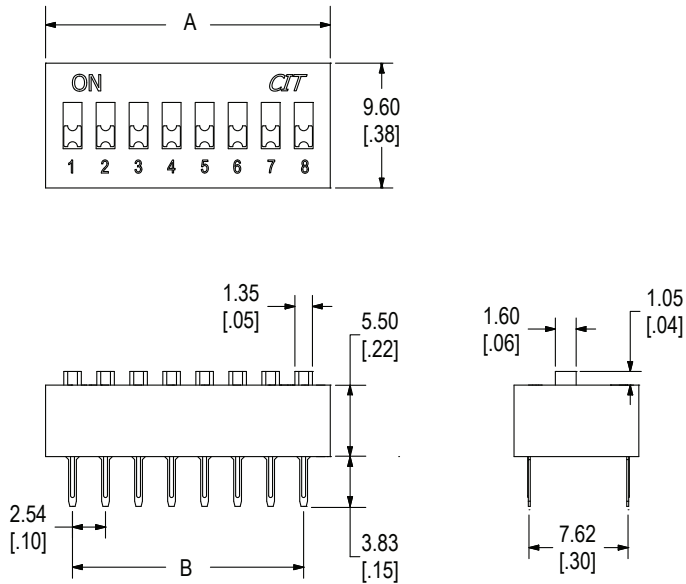
Materials

Cap	PBT, UL94V-0, white
Cover	PBT, UL94V-0, red
Housing	PBT, UL94V-0, black
Contacts	Phosphor Bronze, Gold over Nickel Plated
Terminals	Phosphor Bronze, Tin over Nickel Plated

Ordering Information

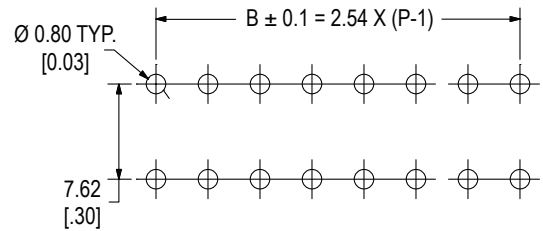
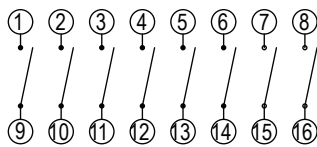
1. Series	KG	02	E
KG			
2. Number of Positions			
01 = 1 position			
02 = 2 positions			
03 = 3 positions			
04 = 4 positions			
05 = 5 positions			
06 = 6 positions			
07 = 7 positions			
08 = 8 positions			
09 = 9 positions			
10 = 10 positions			
12 = 12 positions			
3. Actuator Height			
E = Extended			
R = Recessed			
4. Tape Seal			
Blank = No Tape Seal			
T = Tape Seal			

Dimensions

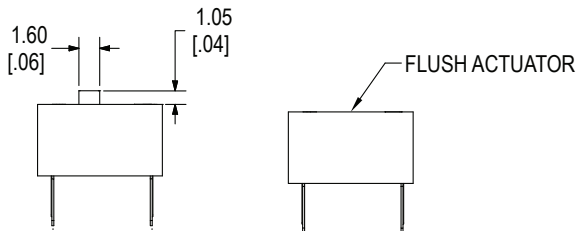


Number of Positions	"A" mm	"B" mm
01	3.48	n/a
02	6.67	2.54
03	9.23	5.08
04	11.74	7.62
05	14.30	10.16
06	16.88	12.70
07	19.36	15.24
08	21.90	17.78
09	24.43	20.32
10	27.00	22.86
12	32.08	27.94

Schematic & PC Layout



Actuator Options



Notes

- All switches packaged in OFF position
- Tube packaging standard
- Switches should be soldered in the OFF position